



US

08

## OIL INJECTED ROTARY SCREW COMPRESSORS



⇒ **L160 – L250**  
Frame 6

**Engineered to Save**



# L160 - L250

## Oil-Injected Rotary Screw Compressors

### L160 - L250

Powerful, Economical,  
Reliable

Reduces Energy  
Consumption

Easy to Install

Minimizes Installation  
Costs

Increases Reliability and  
Productivity

Simplifies Maintenance

Instant Monitoring and  
Control

Low Noise Levels

CompAir's experience and advanced manufacturing techniques ensure high productivity.

CompAir's experience in the design and manufacture of high quality compressed air systems spans almost 200 years. Today, through a continued program of research and development, CompAir delivers the high performance and quality standards that industry demands.

Screw compression elements are manufactured in-house using the latest CNC rotor grinding machinery, coupled with on-line laser technology, in order to maintain precise manufacturing tolerances. The resulting reliability and performance ensure that operating costs will remain low throughout the compressor's life.

### A range of compressed air systems to suit all applications

Industries, both large and small, rely on CompAir rotary screw compressors for a supply of consistently high quality compressed air. This brochure covers compressor sizes from 731 to 1,512 cfm over a pressure range between 100 to 190 psi g and are available in both air- and water-cooled models.

Pre-packaged with single connections for power supply, compressed air and built-in cooling system, the installation of all CompAir L Series compressors is greatly simplified.

Ongoing investment in the latest design and manufacturing tools, and rigorous implementation of ISO 9001 approved quality systems, ensures you take delivery of a reliable, high quality product.



*The CompAir L Series.  
A high capacity air compressor range that sets the highest standards in reliable, economical and efficient operation.*



*The CompAir screw profile - the result of continuous research and development*

# High Performance and Efficiency

The latest CompAir rotary screw compressor designs ensure low system and compressed air temperatures. This guarantees excellent cooling and maximum service life for all components.

The high capacity compression element, with low rotor-tip speeds and optimized oil injection, gives high efficiency with maximum reliability.

## Highly efficient cooling system

Cooling is achieved with an independent, motor-driven fan. Cold air passes over the inside of the package picking up radiant heat so there is no temperature build-up under the canopy. This allows for safe operation in the most arduous conditions.

A large surface after-cooler gives the benefits of:

- All areas are easily accessible for maintenance and inspection
- Less water vapor in the compressed air leading to longer life for air system components
- Additional fans are not normally required when exhaust ducting is installed, reducing installation and operating costs

A large oil cooler gives low system temperatures, resulting in longer life for oil, filters and seals. Furthermore, the large cooler also gives:

- Lower pressure drop and improved efficiency
- Less possibility of fouling

As an option a heat recovery system can be incorporated into the oil circuit.

## Minimal installation costs

The L series compressors are designed for simple and easy installation.


- Transportable by fork lift
- Compact footprint
- Installation against a wall is possible
- Simple connections for compressed air and electrical supply
- Easy commissioning
- Configured for connection to ducting systems

## Low noise levels

The sound insulation and compressor design reduces noise to low levels, eliminating the need for a separate compressor house.

## Low service costs

The innovative compressor design saves unnecessary service costs. All component parts are designed for a long service life and the generously-sized suction filters, oil filters and fine separators ensure excellent compressed air quality. Quick access service points allow servicing to be conducted in minutes, minimizing downtime and service costs.



*Package cooling fan. The cool air passing through the unit picks up all radiant heat*




*The large aftercooler effectively cools compressed air and is easily accessible for maintenance*



*The high capacity compression element, with low rotor-tip speeds, gives high efficiency with maximum reliability*




*Large reclaimers with generously-sized fine separator elements, large oil coolers and aftercoolers*



*CompAir employs only the very best manufacturing techniques - your guarantee for reliability and performance*

## L160 - L250



The fully electronic system offers superb performance with simple controls and user-friendly menu



### Built-in intelligent controls

Close operational control is essential to reduce running costs. All CompAir rotary screw compressors are supplied with intelligent, fully electronic controllers with simple controls and a user-friendly menu.

This system optimizes performance to demand and monitors operating parameters of the unit.

### Safety assured

- Automatic systems check prior to start-up
- Monitoring of all safety-related parameters
- Automatic re-start after power failure.

### Cost saving

- Automatic operation - the motor only runs when required
- Service intervals are monitored for optimized replacement of air intake, oil and separator filter elements
- Drive system protected by star delta starting
- Timed control of starting frequency
- Thermostatically controlled cooling fan - saves power in idle running mode.

### Pressure transducer

Allows programming of pressure control within 2.9 psi. The lower the pressure differential, the higher the cost saving by not running at greater pressures than required.

### Base load selector

The base load selector allows CompAir L Series to control other compressors in the installation, enabling them to benefit from the accurate pressure control and improved economy of the air system.

### Additional features

- Remote start/stop facility
- Service history fault memory
- The electronic system is able to control accessory equipment, such as dryers, condensate drains and filters
- Choice of 16 languages.

## LRS Compressors

Most air installations operate between 40% to 70% of full load capacity. A savings of over 50% in energy costs can be achieved by supplying compressed air according to demand. Some areas offer government subsidies and tax relief so the investment in a Regulated Speed Rotary Screw Air Compressor can be self-financing! Your purchase becomes an investment that keeps on working - and saving you money well after you have passed the pay back point.

### Technical Specifications

Model	Drive Motor Hp	Free Air Delivered CFM				Dimensions (Inches)			Noise dB(A)	Weight Pounds
		100 psi g	125 psi g	150 psi g	190 psi g	Length	Width	Height		
L160	215	1,008	937	861	766	110.3	75.6	81.7	76 (74)	8,851
L200	270	1,299	1,159	1,019	953	110.3	75.6	81.7	78 (75)	9,601
L250	330	1,512	1,413	1,249	1,174	110.3	75.6	81.7	78 (77)	9,766
L160RS	215	973	928	859	731	141	75.6	81.7	76 (74)	9,998
L200RS	270	949	945	939	932	141	75.6	81.7	77 (74)	10,825
L250RS	330	1,476	1,416	1,301	1,015	141	75.6	81.7	78 (77)	11,861

Minimum working pressure: 72 psig.

( ) Water-cooled version

L160 - L250: Air or Water Cooled

Performance data according to Cagi Pneurop/PN2CPTC2.

CompAir USA  
130 Fox Drive  
Piqua, Ohio 45356  
United States of America

CompAir Canada  
871 Cranberry Court  
Oakville, Ontario L6L 6J7  
Canada

Telephone (937) 778-2500  
Facsimile (937) 778-4123

Telephone (905) 847-6088  
Facsimile (905) 847-8124

www.CompAirUSA.com  
Email: sales@compairusa.com

www.CompAir.ca  
Email: info@compair.ca

CompAir policy is one of continuous improvement and we therefore reserve the right to alter specifications and prices without prior notice. All products are sold subject to the Company's conditions of sale.

